

## FTS Glide Weight Stack Label Installation Procedure

### Applies to

FTS Glide strength equipment

### Parts required

QTY	Part Number	Description
1	PPP0000AP100167102	WEIGHT PLATE LABELS (LBS/KGS)

### Procedure

This procedure provides instructions to apply weight stack labels.



**Important:** Before applying the weight labels, clean the weight stack to ensure the labels stick to the weights.

- Using a solution of one part isopropyl alcohol and four parts water, thoroughly clean the front of the weight plates (area outlined in **black** in Figure 1) and allow them to fully dry.
- Peel the backing off the weight label to expose the adhesive (Figure 2) and place a label on each weight plate and in the recommended location (Figure 3).

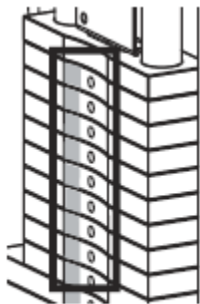


Figure 1

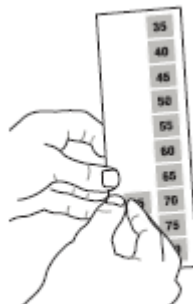


Figure 2

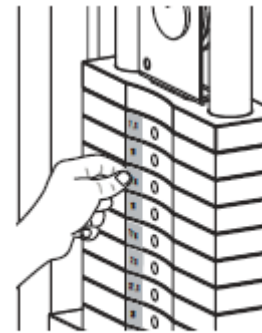


Figure 3